







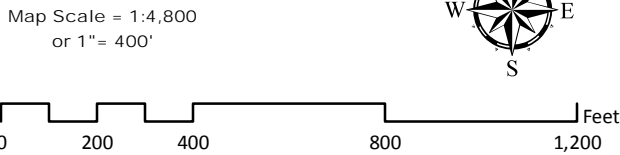


Potential Redevelopment Sites and Environmental Constraints

Township of Wyckoff
Bergen County, NJ

Legend

-  Potentially Redevelopable Sites
-  Vacant/Developable Lands
-  Wetlands
-  Slopes 15% or less
-  Slopes greater than 15% to 25%
-  Slopes greater than 25%
-  100 Year Flood Zone A
-  100 Year Flood Zone AE



Map Prepared by:
James T. Kyle, AICP/PP
Kyle Planning and Design, LLC
PO Box 236
Hopewell, NJ 08525
jkyle@kyleplanning.com

Elizabeth C. McKenzie, PP, PA
9 Main Street
Flemington, NJ 08822
ecmcke@gmail.com



Data Sources: NJOIT Office of Geographic Info. Services

